

How to Enter a Tracking or Track & Search Trial with TrackWest

If you have not used the Online Agility Registration System known as OARS previously to enter other events you will need to create an account

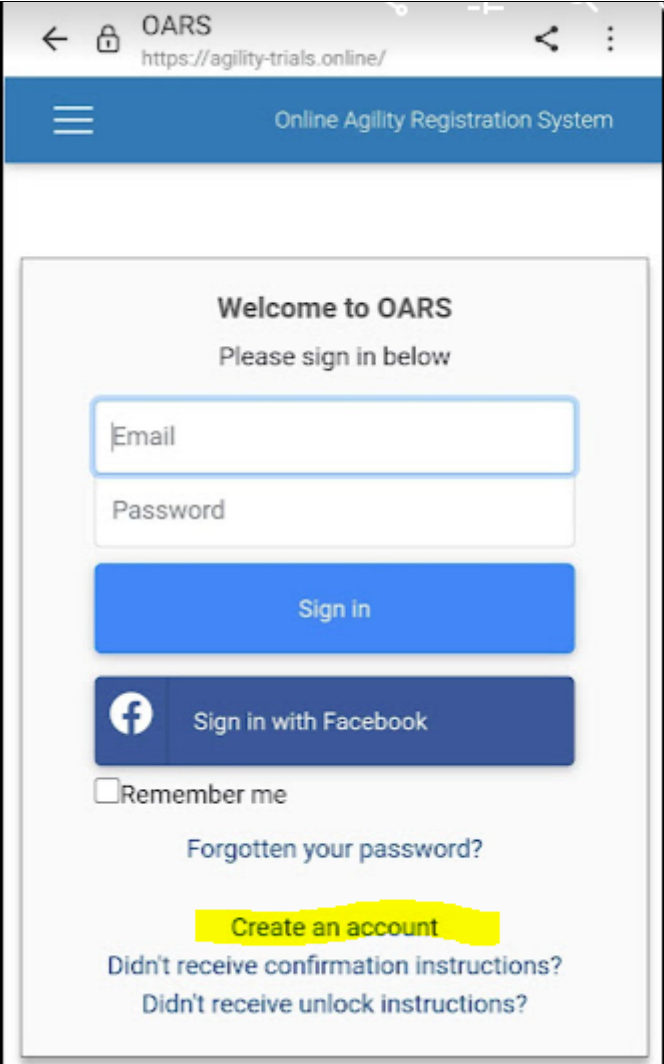
You can access the OARS link from the schedules.

OARS <https://agility-trials.online/>

This can be done on your computer or any mobile device. These instructions were completed using a mobile phone.

How to Create an Account

Click Create an Account, located at the bottom of the screen



The screenshot shows the OARS mobile app interface. At the top, there is a blue header with the text "OARS" and "https://agility-trials.online/". Below the header is a blue bar with a hamburger menu icon and the text "Online Agility Registration System". The main content area is white and contains the following elements:

- Welcome to OARS**
- Please sign in below
- Email input field
- Password input field
- Sign in button (blue)
- Sign in with Facebook button (dark blue with Facebook logo)
- ☐ Remember me
- Forgotten your password?
- Create an account** (highlighted in yellow)
- Didn't receive confirmation instructions?
- Didn't receive unlock instructions?

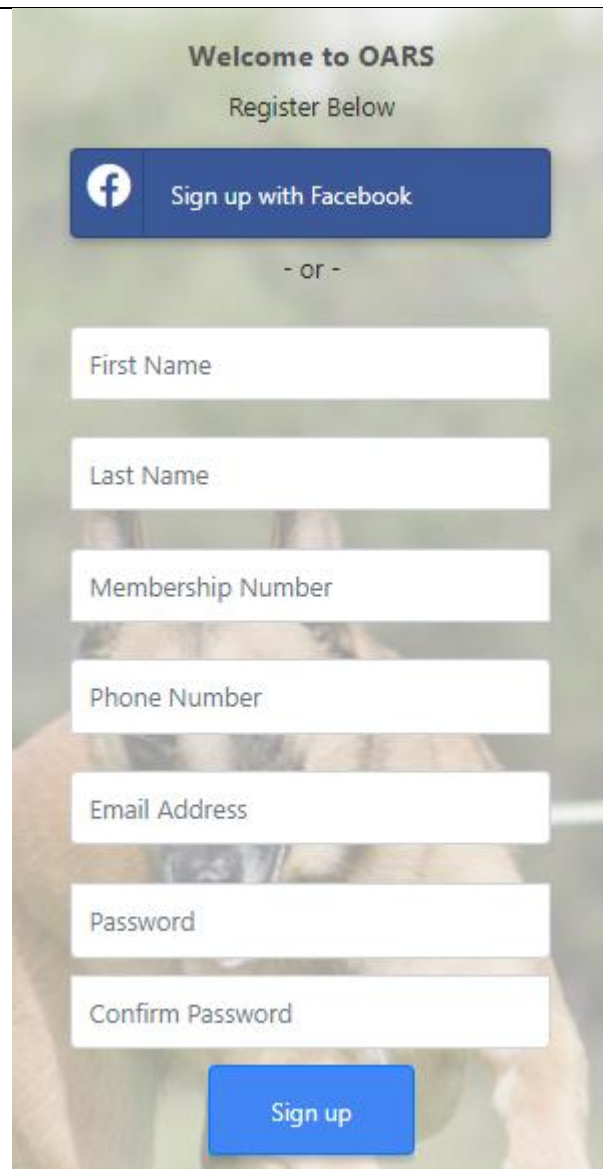
Either Sign Up with your Facebook account

OR

Enter the required information

The membership Number is your number with Dogs West

Click the Sign Up Button



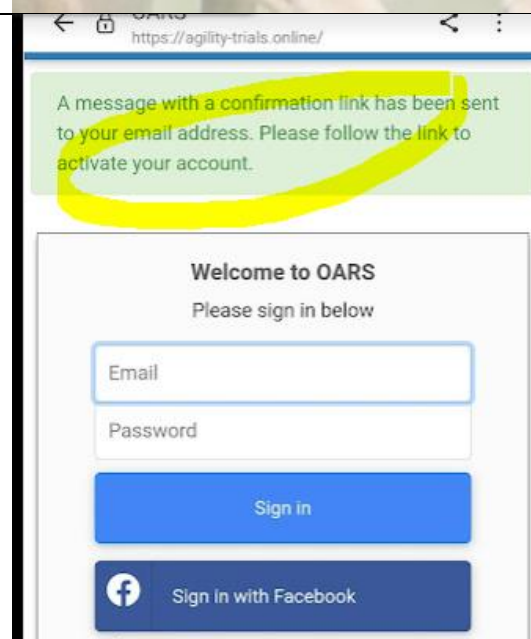
The screenshot shows the 'Welcome to OARS' registration page. At the top, it says 'Welcome to OARS' and 'Register Below'. There is a blue button with a Facebook icon and the text 'Sign up with Facebook'. Below this is a separator '- or -'. Then, there are several white input fields with labels: 'First Name', 'Last Name', 'Membership Number', 'Phone Number', 'Email Address', 'Password', and 'Confirm Password'. At the bottom of these fields is a blue button labeled 'Sign up'.

You will then get the following message.

Go to your Emails.

If the email is not in your Inbox then

Check your Junk / Spam folder as it may be there



The screenshot shows a mobile browser interface. At the top, there is a green message box with the text: 'A message with a confirmation link has been sent to your email address. Please follow the link to activate your account.' Below this message is a white box with the title 'Welcome to OARS' and the text 'Please sign in below'. Inside this box are two input fields labeled 'Email' and 'Password', followed by a blue 'Sign in' button. At the bottom of the white box is a blue button with a Facebook icon and the text 'Sign In with Facebook'.

The email will be similar to this.

Click on the 'Confirm my account' link

[OARS] New account confirmation instructions Inbox ☆



OARS Administrator 5:13 pm
to me ▾



Hi [REDACTED]

Welcome to OARS. You can confirm your account email through the link below:

[Confirm my account](#)

Regards,

OARS Administrator

You should now see the Confirmation message.

Enter your email and password

Click Sign In

← OARS
https://agility-trials.online/users/sign...

Online Agility Registration System

Your email address has been successfully confirmed.

Welcome to OARS
Please sign in below

[REDACTED]
[REDACTED]

Sign in

Sign in with Facebook

☐ Remember me

Forgotten your password?

Create an account

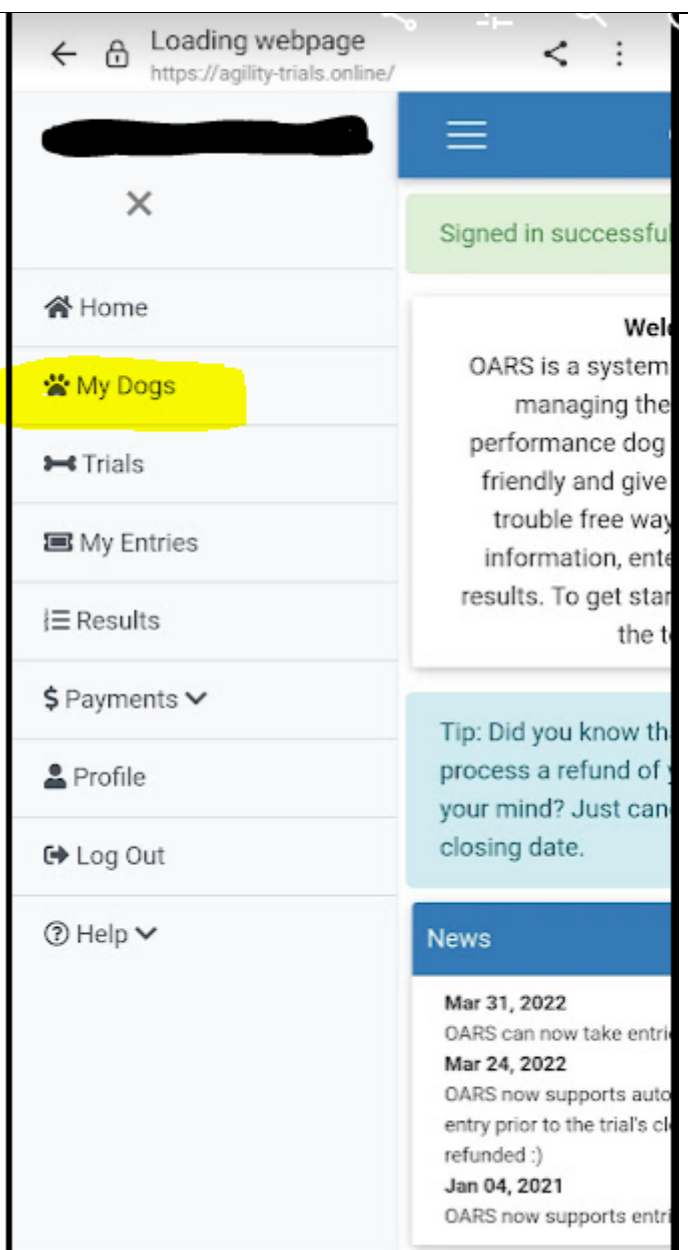
Didn't receive confirmation instructions?

Didn't receive unlock instructions?

How to Add a Dog

You now need to add your Dog details.

Click My Dogs



Enter the details and your Dogs
Registration number with Dogs West.

For Tracking, you do not need to enter
the Height information.

Click Create Dog

OARS
https://agility-trials.online/dogs

Required if dog is registered to a different name.

Default handler

Set this if someone else is the main handler for this dog.

Registration number

Breed

Height
Example: 375 mm
Dog's measured height, in mm.

Height card number

Agility height
Please enter height above

Dog's details must be identical to its registration with the Controlling Body, or most recent title application.

Create Dog

Cancel

You should now see the message that
your Dog has been successfully added.

If you have another Dog to add then
Click the +Add a Dog button

OARS
https://agility-trials.online/dogs

Online Agility Registration System

Dog added successfully

My Dogs

+ Add a dog

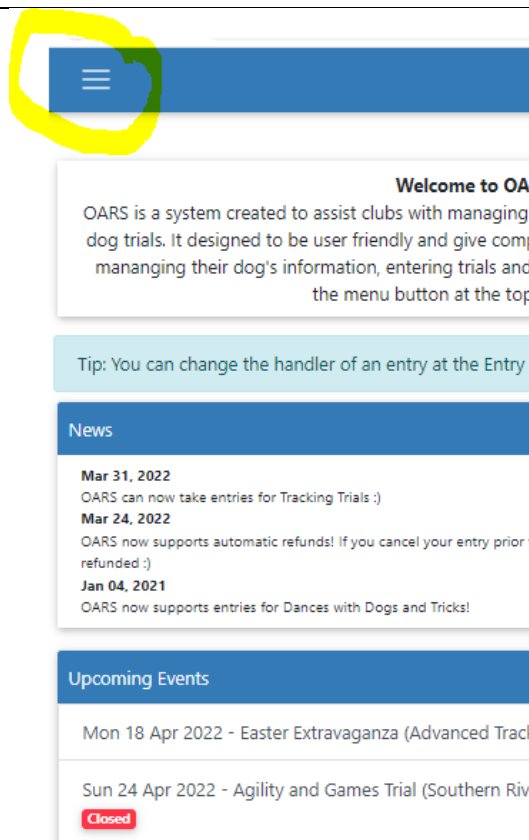
Back

To Enter a Trial

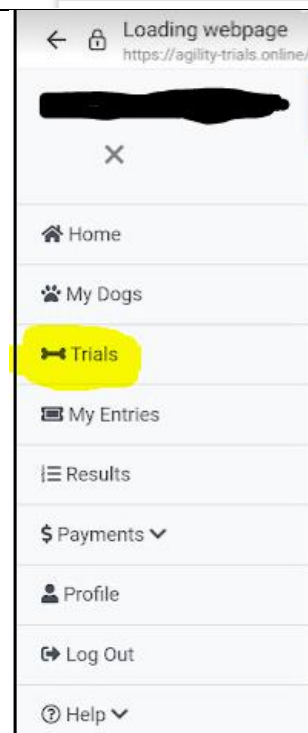
Click the Menu Button

You may need to scroll up to see the Menu Button

3 Lines in the top left hand corner



From the Menu, choose Trials



In the Search Bar, type Track

This will list all of the available Tracking and Track & Search trials

OARS
https://agility-trials.online/trials

Date	Trial	Schedule
Sat 2nd Apr 2022	Agility Trial - Cloverdale Canine Companions Inc	Closed

Upcoming **Past**

Upcoming Trials

Search: **Track**

Date	Trial	
Mon 18th Apr 2022	Easter Extravaganza - Advanced Tracking Club of WA (Inc)	Open
Sat 14th May 2022	Trackwest - Tracking Trials	Multi
Sat 21st May 2022	Trackwest - Track and Search Dog Trial	Multi
Sat 18th Jun 2022	Trackwest - Track and Search Dog Trial	Multi

Showing 1 to 4 of 4 entries (filtered from 12 total entries)

Previous **1** Next

Click on the Trial that you want to Enter


Then Click either Saturday or Wednesday

Upcoming Trials	
Search: <input type="text"/>	
Date	Trial
Sun 24th Apr 2022	Agility and Games Trial - Southern River Agility and Obedience Dog Club Closed
Wed 27th Apr 2022	Scent Work Trial - Advanced Tracking Club of WA (Inc) Open
Sat 30th Apr 2022	Midland Dog Training Club - Obedience, Rally & Tricks Multi
Sun 1st May 2022	Agility Double Header Trial - Agility Club of WA Open
Sat 7th May 2022	Obedience and Rally Trial - Perth Training & Obedience Dog Club Open
Wed 11th May 2022	Scent Work Trial - Advanced Tracking Club of WA (Inc) Open
Sat 14th May 2022	Double Header Agility Trial - Northern Suburbs Training and Obedience Dog Club (Inc) Open
Sat 14th May 2022	Trackwest - Tracking Trials Multi
Sun 15th May 2022	Double Header Trick Test - Rockingham Dog Club Inc Open
Sat 21st May 2022	DWD Double Header - DWD Club of WA Inc Open

From here you can:

- Enter the Trial
- Message the Trial Secretary
- View the Schedule
- See any Entries you already have for the trial

Tracking Trial - OARS
<https://agility-trials.online/trials/131>



Tracking Trial
Sat 14th May 2022

+ Enter Trial

Message Trial Secretary

View Schedule

Details
Entries

Trial Details
Open

Hosted by TrackWest Dog Club (Inc)
Trial Secretary: Janet Pleece
Entries close on Mon 2nd May 2022
Payments due by Mon 2nd May 2022

Classes and Judges

Saturday

Tracking Dog -
Tracking Dog Excellent -
Tracking Champion -

To Enter the Trial

Click the + Enter Trial button

Select which Dog you want to enter

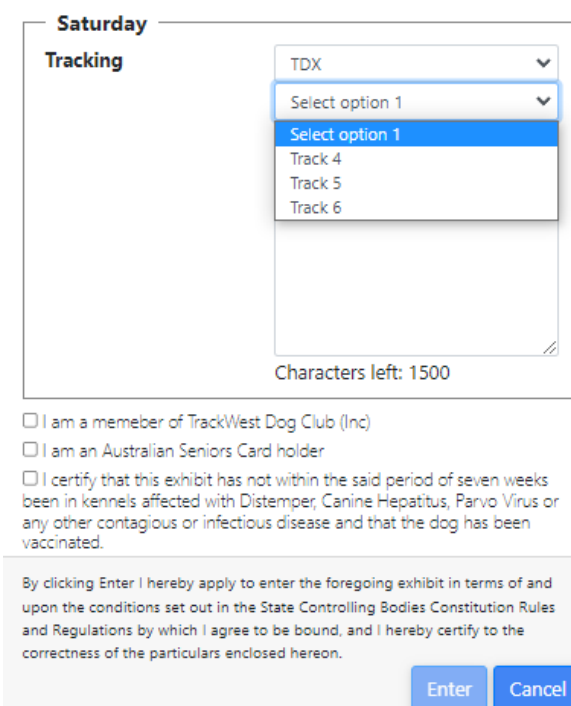
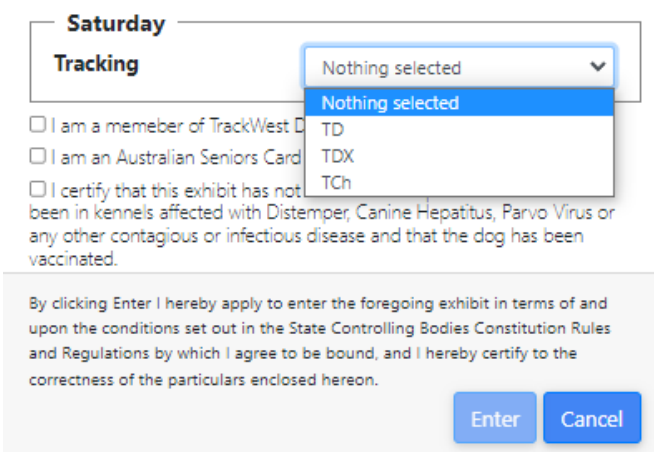
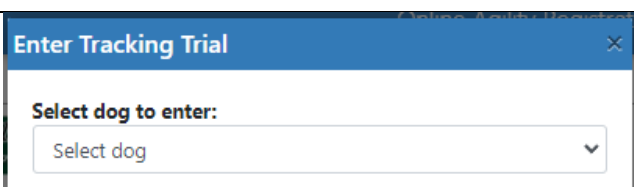
Select the Level of Title that you want to enter

Select the Level of Track within the Title that you want to enter

Complete the required information

Tick the appropriate Checkboxes

Click Enter



If you don't select the Level of Track within a Title, then you will get the following message.

Click the Drop Down Arrow

Select the Level of Track that you want to enter

The screenshot shows a mobile app interface for entering a tracking trial. At the top, a pink banner states: "Your form contains 1 errors, please correct them and resubmit". Below this, the form is titled "Saturday". Under the "Tracking" section, a dropdown menu is open, showing "TDX" as the selected option and "Select option 1" as the choice to be made. Below the dropdown are fields for "Tracklayer:" and "Previous Judges:", both of which are currently empty.

When your entry is correct,

Click the Add to Cart button

The screenshot shows the same mobile app interface. A light blue banner now reads: "Please confirm your entries before continuing." Below this, the form displays the entry details: "Saturday - TDX" with a price of "\$25.00". It also shows the "Track" as "TDX", and the "Tracklayer:" and "Previous Judges:" fields are filled with blacked-out text. At the bottom, the "Total cost: \$25.00" is displayed. A green "Add to Cart" button and a blue "Cancel" button are at the bottom right.

You will now see the message that your entry is successful

The screenshot shows the mobile app interface after a successful entry. A green banner at the top states: "Your entries have successfully added to your cart. Please select an option below." Below this, there are five blue buttons with white text: "Checkout now", "View your cart", "I need to add another entry to this trial", "I'd like to enter another trial", and "I want to change handlers for this dog".

To pay for the entry

Click Checkout Now

Enter your Payment Details

Pay Simon Innes

A\$ [REDACTED]

[View details](#)

 Pay

Or pay with card

Email

Card information

1234 1234 1234 1234



MM / YY

CVC

Name on card

Country or region

Australia

☐ Save my info for secure 1-click checkout

Pay faster on Simon Innes and thousands of sites.

How to Cancel an Entry Before the Trial Closes

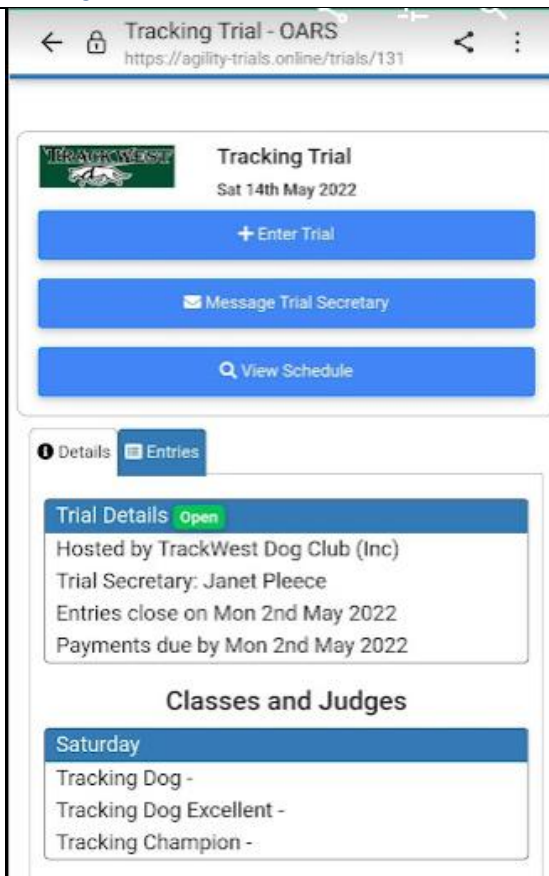
Watch this YouTube link

[OARS: Cancelling an entry for a refund - YouTube](#)

How to Message the Trial Secretary

From the Trial Details

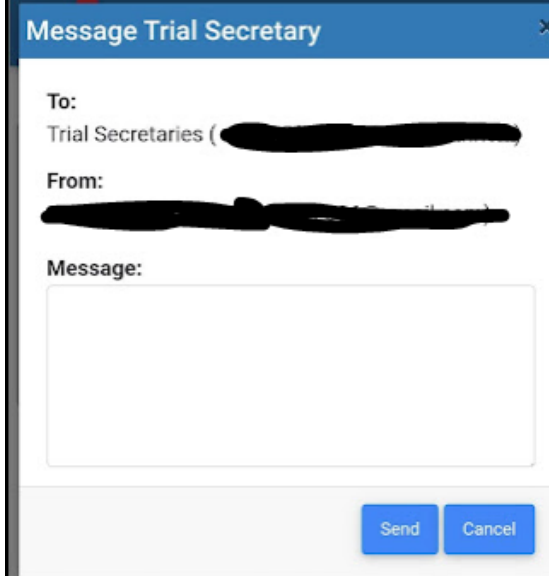
Click Message Trial Secretary



The screenshot shows a mobile web browser interface for "Tracking Trial - OARS" at the URL <https://agility-trials.online/trials/131>. The page features a header with a back arrow, a lock icon, and a menu icon. Below the header, there's a section titled "Tracking Trial" with a date "Sat 14th May 2022". Three blue buttons are visible: "+ Enter Trial", "Message Trial Secretary" (with an envelope icon), and "View Schedule" (with a magnifying glass icon). Below these buttons, there are tabs for "Details" and "Entries". The "Details" tab is active, showing trial information: "Hosted by TrackWest Dog Club (Inc)", "Trial Secretary: Janet Pleece", "Entries close on Mon 2nd May 2022", and "Payments due by Mon 2nd May 2022". A section titled "Classes and Judges" is also visible, with a sub-header "Saturday" and a list of classes: "Tracking Dog -", "Tracking Dog Excellent -", and "Tracking Champion -".

Type your Message

Click Send



The screenshot shows a "Message Trial Secretary" form. It has a blue header with the title and a close button (X). The form contains fields for "To:" (filled with "Trial Secretaries ([redacted])"), "From:" (filled with "[redacted]"), and "Message:" (a large text area). At the bottom right, there are two blue buttons: "Send" and "Cancel".